

















Shaft Length	Impeller Name	Impeller Image
250mm	Cross-Welded Impeller_50 x 12 x 250 mm	
350mm	Cross-Welded Impeller_50 x 12 x 350 mm	
350mm	Straight Blade Impeller_35 x 12 x 350 mm	
550mm	Straight Blade Impeller_50 x 12 x 550 mm	
550mm	Pivoting Blade Impeller_60 x 15 x 550 mm	
550mm	Collapsible Blade Impeller_550 mm	
550mm	Square Blade Impeller_38 x 38 x 550 mm	

800mm	Square Blade Impeller_70 x 70 x 800 mm	
550mm	Anchor Blade Impeller_50 x 50 x 550 mm	
800mm	Anchor Blade Impeller_100 x 100 x 800 mm	
550mm	Paddle Blade Impeller_70 x 70 x 550mm	
800mm	Paddle Blade Impeller_70 x 70 x 800mm	
550mm	Paddle Blade Impeller_70 x 80 x 550 mm	
800mm	Paddle Balde Impeller_70 x 80 x 800 mm	

350mm	A01 Propeller Impeller_50 x 8 x 350 mm	
550mm	A02 Propeller Impeller_100 x 8 x 550 mm	
800mm	A03 Propeller Impeller_130 x 8 x 800 mm	